



User's Manual

Index

- **Game Description**P.01
- **Operating Instructions**P.03
- **System adjustment**P.04
- **Cable definition**P.06
- **Troubleshooting**P.08

Game Description

★ [Game play instructions]

《Phoenix Ranger》Based on the bird ecology theme of the plane LCD monitor — lottery-type fish game, the game uses a high-definition screen design, support 2/3/4/6/8/10 while online games. 18 different types of birds, 11 kinds of powerful special Items, a clear definition, and a detailed outdoor scene. It's the most popular game machine in your game center.

★ [Game Features Description]

▶ Special Item— Floating in the field. Attack them to release special power!!



















- ◆ Phoenix Flame→ Randomly upgrade normal bullet to powerful Phoenix Flame for free.
- ◆ Sky-Quake Drum→ Sonic attacks the birds near the Sky-Quake Drum.
- ◆ Wooden Mechanical Kite→ Wooden Mechanical Kites assault all normal birds in the field at once.
- ◆ Bird Balloon→ Continuously press the button to break the Bird Balloon and get bonus scores.

▶ Special Bird

- ◆ Happy Birds→ Drop an egg or launch a special team attack.
- ◆ Bird King → The bird with the whirlwind kills all same kinds of birds in the field.
- ◆ Colorful Phoenix→ Attack the Colorful Phoenix has a chance to drop a feather. Success defeat it will win a high score award.
- ◆ Smash The Golden Egg→ Collect 5 feathers drop from the Colorful Phoenix will launch the bonus game.
- ◆ Lucky Bird→ Kill any normal bird has a chance to become Lucky Bird and get 2 to 10 times scores.
- ◆ Gold Eagle → Get x200~500 randomly.
- ◆ Gold Peacock → Get x100~200 randomly.

Game Description

★ (Odds Table)

		
x2	x2	x3
		
x5	x6	x7
		
x8	x9	x10
		
x12	x15	x18
		
x20	x25	x30
		
x40	x60	x80

Operating Instructions

★ [Operation Panel Instruction]



★ [Basic Operations]

- ▶ It's easy to play!! After insert coins to credit, select your bet by Raise Bet button, aim your target by Direction Controller and SHOOT!!

! CAUTION

- ◆ **Auto Attack** → Press the "Shoot Button" 3 seconds to launch.
- ◆ **Aim Attack** → Press the direction controller "Down" for 3 seconds to launch. After launched, press "Up or Down" to select bird to aim.

★ [Play skills]

- ▶ Use your special weapons well to win Huge score rewards. Select your launch timing, aim your target at birds cluster.

System Adjustment

★ [Parameter Adjust-Direct Adjust]

Item	Default	Parameters
Minimum Bet	50	1 ~ 10, 20, 30, 40, 50, 100, 200, 300, 400, 500, 1000, 2000, 3000, 4000, 5000, 9999
Maximum Bet	1000	1 ~ 10, 20, 30, 40, 50, 100, 200, 300, 400, 500, 1000, 2000, 3000, 4000, 5000, 9999
Bet Increase rate	10	1, 2, 5, 10, 20, 50, 100, 200, 500, 1000
Credit Limit	1000000	5000, 6000, 10000, 15000, 20000, 30000, 50000, 100000, 150000, 200000, 500000, 1000000, 2000000, 5000000, 10000000, 20000000, 50000000, 90000000
System Limit	2000000	10000, 15000, 20000, 30000, 40000, 50000, 100000, 150000, 200000, 300000, 500000, 1000000, 2000000, 5000000, 10000000, 20000000, 50000000, 90000000
Ticket Ratio	1	1/100, 1/80, 1/50, 1/25, 1/15, 1/10, 1/8, 1/5, 1/4, 1/3, 1/2, 1, 2, 3, 4, 5, 8, 10, 15, 20, 25, 30, 35, 40, 45, 50, 80, 100
Withdraw Mode	Menu (Coin)	Menu (Coin), Menu (Ticket), Key Out (Coin), Key Out (Ticket), Game (Coin), Game (Ticket), Print voucher
Shooting Speed	Medium	Slow, Medium, Fast
Bullet Speed	Medium	Slow, Medium, Fast
AutoTrigge Time	No	No, Slow, Medium, Fast
Auto shoot	On	Off, On
LOCK	On	Off, On
Player Steering	Standard	Inverse, Standard
Station Quantity	8(3-1)	2(2-0), 3(3-0), 4(2-2), 4(4-0), 6(2-1), 6(3-0), 8(2-2), 8(3-1), 8(4-0), 10(3-2), 10(4-1)
BGM	On	Off, On, SE, BGM
Volume	4	0, 1, 2, 3, 4, 5, 6, 7, 8

System Adjustment

★【Parameter Adjust-Report Adjust】

Item	Default	Parameters
Coin Ratio	100	1 ~ 10 , 20 , 25 , 50 , 100 , 200 , 250 , 500 , 1000
Key In Ratio	1000	100 , 200 , 250 , 500 , 1000 , 2000 , 2500 , 5000 , 10000 , 20000 , 25000 , 50000 , 100000
Game Difficulty	6	0 ~ 20
Location Scale	Medium Location	Small Location、 Medium Location、 Large Location
Bonus odds rate	Mid	Low , Mid , High
Report Time period	10	0 ~ 30
Profit Limit to Report	100000	0 , 10000 , 20000 , , 300000
System Time	--	YYYY/MM/DD HH:MM:SS



CAUTION


Total record default password : 『 0000 0000 』

Cable Definition

Up	1	2	Down
Left	3	4	Right
Raise bet	5	6	Shoot
Coin in	7	8	Key in
Key out	9	10	Pay out
Ticket SW	11	12	Hopper SW
Ticket SSR	13	14	Hopper SSR
Shoot lamp	15	16	Raise bet lamp
+12V	17	18	+12V
+12V	19	20	+12V
+5V	21	22	Ground
Ground	23	24	Ground
Ground	25	26	Ground

Cable Definition

★ [Anti-shock wiring diagram]



Metalwork for clip-on cabinet.

Signal wire for clip-on coin acceptor.

Troubleshooting

Message	Solution
Warning:Electric shock or Frequency interference detected	Reboot or wait for a while.
	(You also can check the report time period whether it depends on the operator setting) If it's still defective, please contact us.
Please Report Your Records 【2】	Please reset with the coder. (If you adjust the Coin Ratio, then you will key in number with the coder. Finally, you reset with the coder.)
Please Report Your Records 【3】	If it's still defective, please contact us. Then, tell us what appears on the screen.
Please Report Your Records 【4】	If it's still defective, please contact us. Then, tell us what appears on the screen.
Appearing "999" on the game screen	If it's still defective, please contact us. Then, tell us what appears on the screen.
Linked line error on the screen	Make sure the control Board's voltage is set on 12V and 5V at the same time, then check the Communication line.
The game screen in unstable, appearing the faulty line.	Please check the Communication line and Cabinet.

Troubleshooting

Message	Solution
Error on the same seat	Make sure the control Board's voltage is set on 12V and 5V at the same time, then check the communicated line is normal. By the way, please also check the Du Pont line (Rainbow line) is normal or not.
Error on the different seat	Testing the Du Pont line (Rainbow line) on the each seats. If the different seats are broken, please check the Du Pont line and Button.
Unable to play on the all seats	Make sure the communication line is normal.
Coin Out error	Make sure the cash box are empty or not. Then, check solving the problem successfully.
Unable to Coin Out	Please don't set the zero on the Coin Ratio.
COIN LIMIT	The system notice unable to key in, but it can keep on playing the game.
SYSTEM LIMIT	If it can't play successfully, please press the "Key out" on the seat. Then, check solve the problem.

NOTE

NOTE



NOTE

NOTE



20220802 F200K20