



User's Manual

Index

- **Game Description**P.01
- **Operating Instructions**P.03
- **System Adjustment**P.04
- **Cable Definition**P.06
- **Troubleshooting**P.08

NOTE

NOTE

Game Description

★ [Game play instructions]

《Ninetails Story》 Based on the bird ecology theme of the plane LCD monitor — lottery-type game, the game uses a high-definition screen design, support 2/3/4/6/8/10 while online games. 18 different types of birds, 13 kinds of powerful special Items, a clear definition and detailed outdoor scene. It's the most popular game machine in your Game center.

★ [Game Features Description]

▶ Special Item—Floating in the field. Attack them to release special power!!

- ◆ Phoenix Flame→ Randomly upgrade normal bullet to powerful Phoenix Flame for free.
- ◆ Ninetales→ Kiss and attack all the birds on the screen.
- ◆ Eagle Fighter → Move multiple times on the screen, attack nearby birds.
- ◆ Transformer Owl→ Attack birds on line or attack all birds.
- ◆ Bomber Shoebill→ Attack it can drop eggs, or trigger the bomb on its back.
- ◆ Invincible Phoenix→ Summon a large number of phoenixes attack all the birds.



▶ Special Bird

- ◆ Gold Dragon→ Get x800~1200 randomly.
- ◆ Gold Eagle → Get x200~500 randomly.
- ◆ Gold Peacock → Get x100~200 randomly.
- ◆ GodWealthJP→ Get the JP reward randomly.
- ◆ Treasure Tree→ Play Treasure Tree game.
- ◆ Bird King → Kill all same kind birds in the field.
- ◆ Lucky Bird→ Kill any normal bird has a chance to become Lucky Bird, and get 2 to 10 times scores.

Game Description

NOTE

★ (Odds Table)


		
x2	x2	x3
		
x5	x6	x7
		
x8	x9	x10
		
x12	x15	x18
		
x20	x25	x30
		
x40	x60	x80

Troubleshooting

Message	Solution
Error on the same seat	Make sure the control Board's voltage is set on 12V and 5V at the same time, then check the communicated line is normal. By the way, please also check the Du Pont line (Rainbow line) is normal or not.
Error on the different seat	Testing the Du Pont line (Rainbow line) on the each seats. If the different seats are broken, please check the Du Pont line and Button.
Unable to play on the all seats	Make sure the communication line is normal.
Coin Out error	Make sure the cash box are empty or not. Then, check solving the problem successfully.
Unable to Coin Out	Please don't set the zero on the Coin Ratio.
COIN LIMIT	The system notice unable to key in, but it can keep on playing the game.
SYSTEM LIMIT	If it can't play successfully, please press the "Key out" on the seat. Then, check solve the problem.

Operating Instructions

★ [Operation Panel Instruction]



★ [Basic Operations]

- ▶ It's easy to play!! After insert coins to credit, select your bet by Raise Bet button, aim your target by Direction Controller and SHOOT!!

! CAUTION

- ◆ **Auto Attack** → Press the "Shoot Button" 3 seconds to launch.
- ◆ **Aim Attack** → Press the direction controller "Down" for 3 seconds to launch. After launched, press "Up or Down" to select bird to aim.

★ [Play skills]

- ▶ Use your special weapons well to win Huge score rewards. Select your launch timing, aim your target at birds cluster.

System Adjustment

★【Parameter Adjust-Direct Adjust】

Item	Default	Parameters
Minimum Bet	50	1~10 , 20 , 30 , 40 , 50 , 100 , 200 , 300 , 400 , 500 , 1000, 2000, 3000, 4000, 5000, 9999
Maximum Bet	1000	1~10 , 20 , 30 , 40 , 50 , 100 , 200 , 300 , 400 , 500 , 1000, 2000, 3000, 4000, 5000, 9999
Bet Increase rate	10	1~10 , 20 , 30 , 40 , 50 , 100 , 200 , 300 , 400 , 500 , 1000, 2000, 3000, 4000, 5000, 9999
Credit Limit	1000000	5000 , 6000 , 10000 , 15000 , 20000 , 25000 , 30000 , 40000 , 50000 , 100000 , 150000 , 200000 , 250000 , 400000 , 500000 , 1000000 , 2000000 , 2500000 , 4000000 , 5000000 , 10000000 , 20000000 , 25000000 , 40000000 , 50000000 , 90000000
System Limit	2000000	30000 , 40000 , 50000 , 100000 , 150000 , 200000 , 250000 , 300000 , 400000 , 500000 , 600000 , 800000 , 1000000 , 2000000 , 2500000 , 2700000 , 3000000 , 4000000 , 5000000 , 6000000 , 8000000 , 10000000 , 20000000 , 25000000 , 30000000 , 40000000 , 50000000 , 60000000 , 80000000 , 90000000
Ticket Ratio	1	1/100 , 1/80 , 1/50 , 1/25 , 1/20 , 1/15 , 1/10 , 1/8 , 1/5 , 1/4 , 1/3 , 1/2 , 1 , 2 , 3 , 4 , 5 , 8 , 10 , 15 , 20 , 25 , 30 , 35 , 40 , 45 , 50 , 80 , 100
Withdraw Mode	Menu (Coin)	Menu(Coin) , Menu(Ticket) , Key out (Coin) , Key out(Ticket) , Game(Coin) , Game(Ticket) , Print voucher
Shooting Speed	Medium	Slow, Medium, Fast
Bullet Speed	Medium	Slow, Medium, Fast
Auto Trigger Time	No	No, Slow, Medium, Fast
Auto shoot	On	Off, On
LOCK	On	Off, On
Player Steering	Standard	Standard \ Inverse
Station Quantity	8(3-1)	2(2-0) , 3(3-0) , 4(2-0) , 4(4-0) , 6(2-1) , 6(3-0) , 8(2-2) , 8(3-1) , 8(4-0) , 10(3-2) , 10(4-1)
BGM	On	Off, On, SE, BGM
Volume	4	0 , 1 , 2 , 3 , 4 , 5 , 6 , 7 , 8

Troubleshooting


Message	Solution
	(You also can check the report time period whether it depends on the operator setting) If it's still defective, please contact us.
Please Report Your Records 【2】	Please reset with the coder. (If you adjust the Coin Ratio, then you will key in number with the coder. Finally, you reset with the coder.)
Please Report Your Records 【3】	If it's still defective, please contact us. Then, tell us what appears on the screen.
Please Report Your Records 【4】	If it's still defective, please contact us. Then, tell us what appears on the screen.
Appearing "999" on the game screen	If it's still defective, please contact us. Then, tell us what appears on the screen.
Linked line error on the screen	Make sure the control Board's voltage is set on 12V and 5V at the same time, then check the Communication line.
The game screen is unstable, appearing the faulty line.	Please check the Communication line and Cabinet.

Troubleshooting

★Intimate Reminder

1. VGAME's product wire accessories are specially made, and are different from commercially available accessories. Please use the shipped accessories.
2. Our accessories are different from accessories provided by other developers. Please refer to the layout picture as follow.
3. The control board's voltage must be simultaneously 12V and 5V. Please insert right to left from outside.
4. Please don't often clear current profits and move it over to total profit so as to affect the manner the games pays out.

★Wrong decision

Message	Solution
Warning:Electric shock or Frequency interference detected	Reboot or wait for a while.
Boot appear no picture on screen	Reinserting IC (ROM) for checking may solve the problem. If it is still defective, please contact us. 
Please Report Your Records 【1】	Please report your records with the coder.
Appearing the report your records page continuously	If the system's time is error on the backstage, you can replace the lithium battery on the board.

08

System Adjustment

★【Parameter Adjust-Report Adjust】

Item	Default	Parameters
Coin Ratio	100	0, 1, 2, 4, 5, 20, 25, 50, 100, 200, 250, 400, 500, 1000, 2000, 3000, 4000, 5000, 10000
Key In Ratio	1000	0, 10, 20, 25, 40, 50, 100, 200, 250, 400, 500, 1000, 2000, 2500, 4000, 5000, 10000, 20000, 30000, 40000, 50000, 100000
Game Difficulty	6	0 ~ 20
Location Scale	Medium Location	Small Location, Medium Location, Large Location
Bonus odds rate	Mid	Low, Mid, High
Report Time period	10	0 ~ 30
Profit Limit to Report	100000	0, 10000, 20000, 30000 300000
System Time	--	YYYY/MM/DD HH:MM:SS
Change Password	00000000	



Total record default password : 『0000 0000』

05

Cable Definition

Up	1	2	Down
Left	3	4	Right
Raise bet	5	6	Shoot
Coin in	7	8	Key in
Key out	9	10	Pay out
Ticket SW	11	12	Hopper SW
Ticket SSR	13	14	Hopper SSR
Shoot lamp	15	16	Raise bet lamp
+12V	17	18	+12V
+12V	19	20	+12V
+5V	21	22	Ground
Ground	23	24	Ground
Ground	25	26	Ground

Cable Definition

★ [Anti-shock wiring diagram]

