



20231205 FA102



User's Manual



Index

- About Pyramid Battle.....1
- Game setting.....5
- Cable Definition.....9
- Troubleshooting.....10

Troubleshooting



Code	Message	Solution
100	IO board error	<ul style="list-style-type: none"> ● Check the power of IO board. ● Check the connection between big prize hardware and IO board.
101	Setting ball error in initialization	<ul style="list-style-type: none"> ● Restart game, check if the big prize hardware can complete the Send ball process normally or not.
102	Send ball error	<ul style="list-style-type: none"> ● Hardware test 【Send ball】 ● Check if there are enough balls ● Check if the send ball pipe is blocked
103	Doesn't get prize in a long time	<ul style="list-style-type: none"> ● Hardware test 【Chick Prize 、 Check the prize hole】 ● Check if the track is normal ● Check if the wheel hole is normal ● Check if the ball is stuck on the outside and does not enter the prize hole
104	Return ball error	<ul style="list-style-type: none"> ● Hardware test 【Return ball】 ● Check if the return ball pipe is blocked
105	Wheel rotation error	<ul style="list-style-type: none"> ● Hardware test 【Anchor(wheel) 、 Prize(wheel)】 ● Check the anchor on wheel ● Check if the wheel can rotate normally
110	Cabinet shaking	<ul style="list-style-type: none"> ● Hardware test 【Anti-shake】 ● Check the stability of ground environment
111	Prize checker error	<ul style="list-style-type: none"> ● Hardware test 【Chick Prize 、 Check the prize hole】 ● Check are there high-voltage electrical appliances in the surrounding environment

! CAUTION

- ◆ Before using this product, please read the user' s manual to ensure that the product is in normal situations and safe to use.
- ◆ Be sure to keep the user' s manual and housed in a safety place.

Troubleshooting

Message	Solution
Error on the same seat	Make sure the control Board's voltage is set on 12V and 5V at the same time, then check the communicated line is normal. By the way, please also check the Du Pont line (Rainbow line) is normal or not.
Error on the different seat	Testing the Du Pont line (Rainbow line) on the each seats. If the different seats are broken, please check the Du Pont line and Button.
Coin Out error	Make sure the cash box are empty or not. Then, check solving the problem successfully.
Unable to Coin Out	Please don't set the zero on the Coin Ratio.
COIN LIMIT	The system notice unable to key in, but it can keep on playing the game.
SYSTEM LIMIT	If it can't play successfully, please press the "Key out" on the seat. Then, check solve the problem.
The game screen in unstable, appearing the faulty line.	Please check the Communication line and Cabinet.

! CAUTION

If the control Board and accessories are defective, please try another VGAME' s mother board.

12

About Pyramid Battle

▶ On-Screen Displays



▶ How to play



▶ It's easy to play!! After insert coins to credit, select your bet by Power button, aim your target by Joystick and SHOOT!!

! CAUTION

- ◆ **Auto Attack** → Press the "Shoot Button" 3 seconds to launch.
- ◆ **Aim Attack** → Press the Joystick "Down" for 3 seconds to launch. After launched, press "Up or Down" to select target to aim.


01

About Pyramid Battle

▶ Odds table

	2		3		4
	5		6		8
	10		12		15
	18		20		350
	80		60 ~ 200		100 ~ 300
	200 ~ 600		200 ~ 600		200 ~ 600
			300 ~ 600		

Troubleshooting


Message	Solution
	(You also can check the report time period whether it depends on the operator setting) If it's still defective, please contact us.
Please Report Your Records 【2】	Please reset with the coder. (If you adjust the Coin Ratio, then you will key in number with the coder. Finally, you reset with the coder.)
Please Report Your Records 【3】	If it's still defective, please contact us. Then, tell us what appears on the screen.
Please Report Your Records 【4】	If it's still defective, please contact us. Then, tell us what appears on the screen.
Appearing "999" on the game screen	If it's still defective, please contact us. Then, tell us what appears on the screen.
Linked line error on the screen	Make sure the control Board's voltage is set on 12V and 5V at the same time, then check the Communication line. 
Unable to play on the all seats	Make sure the communication line is normal.

Troubleshooting

★Intimate Reminder

1. VGAME's product wire accessories are specially made, and are different from commercially available accessories. Please use the shipped accessories.
2. Our accessories are different from accessories provided by other developers. Please refer to the layout picture as follow.
3. The control board's voltage must be simultaneously 12V and 5V. Please insert right to left from outside.
4. Please don't often clear current profits and move it over to total profit so as to affect the manner the games pays out.


★Error decision

Message	Solution
Boot appear no picture on screen	Reinserting IC (ROM) for checking may solve the problem. If it is still defective, please contact us. 
Please Report Your Records【1】	Please report your records with the coder.
Appearing the report your records page continuously	If the system's time is error on the backstage, you can replace the lithium battery on the board.

About Pyramid Battle

▶ Mimic

The Mimic will appear in game anytime. Defeat it, you can get the weapon on it's hand.



◆ Sun Flame→

Summon the Flame Dragon to burn enemies

◆ Meteor→

Summon Meteors to bomb big range enemies

◆ Scarab Balloon→

Play Scarab Balloon, the more balloon you break, the more you win

◆ Bind Vine→

Summon Vines to capture enemies

◆ Stone Doll→

Remote control the Stone Doll to attack enemies

▶ SP.TYPE

◆ Magnetic Force→

Defeat the enemy with Magnetic Force, will pull the same kind of enemies together and defeat them

◆ Elite→

Defeat the Elite who hidden in enemies will get more points

About Pyramid Battle

► Obelisk

You will get the treasure map at any time.
Let's find Treasure of Obelisk



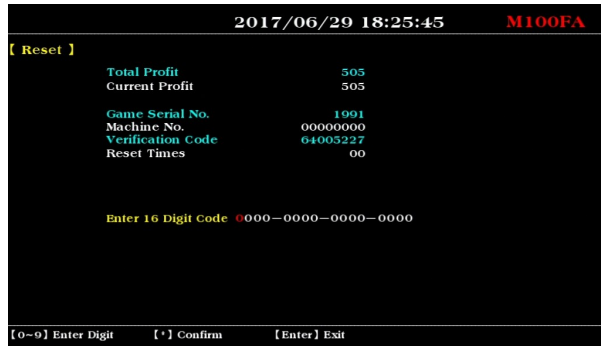
- ◆ **Lightning Bullet** → Free game for 30 seconds
- ◆ **Crystal Bullet** → Free game for 15 seconds
- ◆ **Scarab** → Get the SCARAB reward
- ◆ **Gold beetle** → Get the gold beetle reward
- ◆ **Silver beetle** → Get the silver beetle reward
- ◆ **Pottery** → Get the Pottery reward

Cable Definition

Up	1	2	Down
Right	3	4	Left
Raise bet	5	6	Shoot
Coin in	7	8	Key in
Key out	9	10	Pay out
Ticket SW	11	12	Hopper SW
Ticket SSR	13	14	Hopper SSR
Shoot lamp	15	16	Raise bet lamp
+12V	17	18	+12V
+12V	19	20	+12V
+5V	21	22	Ground
Ground	23	24	Ground
Ground	25	26	Ground

Game setting

▶ Report or Reset



- ▶ Report the information on the page to your agent to get the Digit Code.
- ▶ Enter the reported Digit Code and press the “*” .
- ▶ The screen displays "Password Correct", complete the “Report” or “Reset” process .

! CAUTION

The data of “Total Profit” and “ Current Profit” in the “Reset” page is generated Instantly. **Don’ t return to the game state before complete the “Reset” process .** That will lead to change the data, make the reported Digit Code become invalid.

Game setting

Press “Enter” button on the keyboard to enter game setting menu.



! CAUTION

Total record default password : 「 0000 0000 」

▶ Record



- ◆ **Total Profit** —Total Profit by key in/key out/coin in/coin out
- ◆ **Key In Total** —Total coin income from key.
- ◆ **Key Out Total**—Total coin payout from key.
- ◆ **Coin In Total** —Total coin income from coin box.
- ◆ **Coin Out Total**—Total coin payout from coin box.
- ◆ **Operation Time**—Total power on time has been in operation. (Day / Hour)
- ◆ **Played Time**—Total non-zero credit time has been in operation (Day / Hour)

Game setting

☆【Parameter Adjust-Direct Adjust】

Item	Default	Parameters
Minimum Bet	50	1~10, 20, 30, 40, 50, 100, 200, 300, 400, 500, 1000, 2000, 3000, 4000, 5000, 9999
Maximum Bet	1000	1~10, 20, 30, 40, 50, 100, 200, 300, 400, 500, 1000, 2000, 3000, 4000, 5000, 9999
Bet Increase rate	10	1~10, 20, 30, 40, 50, 100, 200, 300, 400, 500, 1000, 2000, 3000, 4000, 5000, 9999
Credit Limit	500000	5000, 6000, 10000, 15000, 20000, 25000, 30000, 40000, 50000, 100000, 150000, 200000, 250000, 400000, 500000, 1000000, 2000000, 2500000, 4000000, 5000000, 10000000, 20000000, 25000000, 40000000, 50000000, 90000000
System Limit	3000000	30000, 40000, 50000, 100000, 150000, 200000, 250000, 300000, 400000, 500000, 600000, 800000, 1000000, 2000000, 5000000, 10000000, 20000000, 25000000, 27000000, 3000000, 4000000, 50000000, 6000000, 8000000, 10000000, 20000000, 25000000, 30000000, 40000000, 50000000, 60000000, 80000000, 90000000
Ticket Ratio	1	1/100, 1/80, 1/50, 1/25, 1/20, 1/15, 1/10, 1/8, 1/5, 1/4, 1/3, 1/2, 1, 2, 3, 4, 5, 8, 10, 15, 20, 25, 30, 35, 40, 45, 50, 80, 100
Withdraw Mode	Menu (Coin)	Menu(Coin), Menu(Ticket), Key out (Coin), Key out(Ticket), Game (Coin), Game(Ticket), Print voucher
Shooting Speed	Medium	Slow, Medium, Fast
Bullet Speed	Medium	Slow, Medium, Fast
Auto Trigger Time	No	No, Slow, Medium, Fast
Auto shoot	On	Off, On
LOCK	On	Off, On
Player Steering	Standard	Standard \ Inverse
BGM	On	Off, On, SE, BGM
Volume	4	0, 1, 2, 3, 4, 5, 6, 7, 8
Award symbol setting	On	Off, On
Anti-shake	One more chance	One more chance, No Prize

Game setting

☆【Parameter Adjust-Report Adjust】

Item	Default	Parameters
Coin Ratio	100	0, 1, 2, 4, 5, 10, 20, 25, 40, 50, 100, 200, 250, 400, 500, 1000, 2000, 3000, 4000, 5000, 10000
Key In Ratio	1000	0, 10, 20, 25, 40, 50, 100, 200, 250, 400, 500, 1000, 2000, 2500, 4000, 5000, 10000, 20000, 30000, 40000, 50000, 100000
Game Difficulty	6	0 ~ 20
Location Scale	Medium Location	Small Location, Medium Location, Large Location
Bonus odds rate	Mid	Low, Mid, High
Report Time period	10	0 ~ 30
Profit Limit to Report	100000	0, 10000, 20000, 30000 300000
System Time	--	YYYY/MM/DD HH:MM:SS
Change Password	00000000	