



User's Manual

Index

- Game Description P.01
- Operating Instructions P.03
- System Adjustment P.04
- Cable Definition & IO Connect P.06
- Report & Reset P.07

Note

Note

Game Description

★【Game play instructions】

《Ocean Tyrant》Based on the marine fishing theme of the plane LCD monitor — lottery-type game, the game uses a high-definition screen design, support 3/4/6/8/10 while online games. 19 different types of fish, 15 kinds of powerful special weapons, a clear definition and detailed undersea scene. It's the most popular game machine in your Game center.

★【Game Features Description】

▶ Special Weapon—Killing any fish will drop a special weapon randomly.

- ◆ Free Cannon→ Shoot missiles 30 seconds for free.
- ◆ Power Grid → Laying in the field continuously for 5 seconds .
- ◆ Meteor Blast→ Damage all fishes in the field at a time .

▶ Special Item —Attack them to release special power!!

- ◆ Poseidon's Trident→ The Poseidon's Trident get power and flying around. Press attack button cause God's power explode.
- ◆ Thunder Bottle→ Attack all fishes in the field at a time.
- ◆ Flamethrower→ Shot a huge flame, burn fish on it's route.
- ◆ Chain Lightning→ Attack fishes in the field continuously.
- ◆ Frozen Stopwatch→ Freeze all fishes nearby. Kill frozen fish will double score.
- ◆ Storm Darts→ Shot 4 Storm Darts towards the ends of the line, attack all fishes in the line.

▶ Special Fish

- ◆ Fish King→ Kill the Fish King also kill all same kind of fishes in the field.
- ◆ Lucky Fish→ When kill the lucky fish, player will get a x2~x10 Bonus reward for any kind of fish.
- ◆ Treasure Crab→ Attack the Treasure Crab to increase score and get the dropped jewelry randomly.
- ◆ Boss→ The Boss: Lava Scorpion & Ancient Kraken only appear at the special stage. Hit them to get the dropped crystal randomly. Kill them will get a High reward.
- ◆ Crown Octopus → Kill it will get a x???? reward.

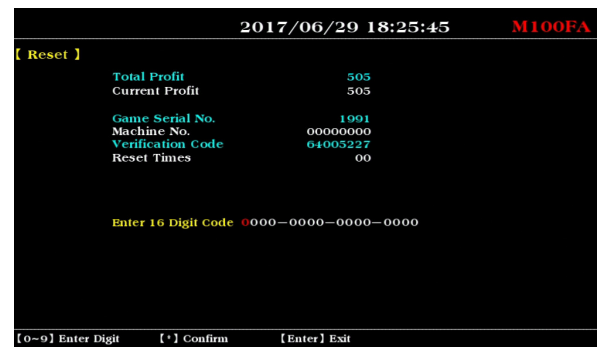
Game Description

★ [Odds Table]

		
x2	x3	x4
		
x4	x5	x5
		
x8	x8	x10
		
x10	x12	x15
		
x18	x20	x25
		
x30	x40	x50
		
x100		

Report & Reset

- ▶ Press "Enter" to enter the "System Operation" menu.
- ▶ Select "Report" or "Reset", enter the page.



- ▶ Report the information on the page to your agent to get the Digit Code.
- ▶ Enter the reported Digit Code and press the "*" .
- ▶ The screen displays "Password Correct", complete the "Report" or "Reset" process .

! CAUTION

The data of "Total Profit" and " Current Profit" in the "Reset" page is generated Instantly. **Don't return to the game state before complete the "Reset" process** . That will lead to changes in the data, the reported Digit Code can not be used.


Cable Definition & IO Connect

★【Cable Definition】

Up	1	2	Down
Left	3	4	Right
Raise bet	5	6	Shoot
Coin in	7	8	Key in
Key out	9	10	Pay out
Ticket SW	11	12	Hopper SW
Ticket SSR	13	14	Hopper SSR
Shoot lamp	15	16	Raise bet lamp
+12V	17	18	+12V
+12V	19	20	+12V
+5V	21	22	Ground
Ground	23	24	Ground
Ground	25	26	Ground


★【IO Connect】

- ▶ The black end of the IO cable must be connected to the lower 9-pin connector on the main unit (red frame), and the blue end to the IO board.



Operating Instructions

★【Operation Panel Instruction】



★【Basic Operations】

- ▶ It's easy to play!! After insert coins to credit, select your bet by Raise Bet button, aim your target by Direction Controller and SHOOT!!

! CAUTION

- ◆ **Auto Attack** → Press the "Shoot Button" 3 seconds to launch.
- ◆ **Aim Attack** → Press the direction controller "Down" for 3 seconds to launch. After launched, press "Up or Down" to select fish to aim.

★【Play skills】

- ▶ Use your special weapons well to win Huge score rewards. Select your launch timing, aim your target at fishes cluster. If you are lucky, get the biggest 100 bet fish multiply 10 times is not just dreaming.

System Adjustment

★【Parameter Adjust—Direct Adjust】

Item	Default	Parameters
Minimum Bet	10	1, 2, 5, 10, 20, 30, 40, 50, 100, 200, 250, 300, 400, 500, 600, 700, 800, 900, 1000, 1500, 2000, 2500, 3000, 4000, 5000
Maximum Bet	1000	10, 20, 30, 40, 50, 100, 200, 300, 400, 500, 1000, 2000, 3000, 4000, 5000, 9999
Bet Increase Rate	10	1, 2, 5, 10, 20, 30, 40, 50, 100, 200, 300, 400, 500, 1000
Credit Limit	1000000	5000, 6000, 10000, 15000, 20000, 30000, 50000, 100000, 150000, 200000, 500000, 1000000, 2000000, 5000000, 10000000, 20000000, 50000000, 90000000
System Limit	5000000	10000, 15000, 20000, 30000, 40000, 50000, 100000, 150000, 200000, 300000, 500000, 1000000, 2000000, 5000000, 10000000, 20000000, 50000000, 90000000
Ticket Ratio	1	1/100, 1/80, 1/50, 1/25, 1/15, 1/10, 1/8, 1/5, 1/4, 1/3, 1/2, 1, 2, 3, 4, 5, 8, 10, 15, 20, 25, 50, 80, 100
Withdraw Mode	Key Out (Coin)	Key Out (Coin), Key Out (Ticket), Ticket out in game, Coin out in game
Shooting Speed	Medium	Slow, Medium, Fast
Bullet Speed	Medium	Slow, Medium, Fast
Auto Trigger Time	30	0, 3, 5, 10, 15, 20, 30, 60
Auto shoot	On	Off, On
LOCK	On	Off, On
Player Steering	Standard	Standard, Inverse
Station Quantity	8(3-1)	2(2-0), 2(0-2), 3(3-0), 4(2-2), 4(4-0), 6(2-1), 6(3-0), 8(2-2), 8(3-1), 8(4-0), 10(3-2), 10(4-1)
BGM	On	Off, On, SE, BGM
Volume	4	0, 1, 2, 3, 4, 5, 6, 7, 8

System Adjustment

★【Parameter Adjust—Report Adjust】

Item	Default	Parameters
Coin Ratio	100	0, 1, 2, 4, 5, 10, 20, 25, 40, 50, 100, 200, 250, 400, 500, 1000, 2000, 3000, 4000, 5000, 10000
Key In Ratio	1000	0, 10, 20, 25, 40, 50, 100, 200, 250, 400, 500, 1000, 2000, 2500, 4000, 5000, 10000, 20000, 30000, 40000, 50000, 100000
YXND (Game Difficulty)	5	0, 1, 2, 3, 4, 5, 6, 7, 8, 9, 10
YXLX (Location Scale)	S	B, BM, M, MS, S
TWCX (Special Weapon Rate)	L	H, M, L
FBCX (Bonus Odds Rate)	L	H, M, L
Report Time period	20	10~ 40
Profit Limit to Report	300000	30000~ 900000
System Time	-	
Change Password	-	



Total record default password : 『 0000 0000 』