



# User's Manual

# Index

- Game Description .....P.01
- Operating Instructions .....P.03
- System adjustment .....P.04
- Cable definition .....P.06
- Report & Reset.....P.07
- Troubleshooting.....P.08

# Note

# Note

# Game Description

## ★【Game play instructions】

《Puffer Master》 Based on the marine fishing theme of the plane LCD monitor — lottery-type game, the game uses a high-definition screen design, support 4/6/8/10 while online games. 16 different types of fish, 7 kinds of powerful special weapons, a clear definition and detailed undersea scene. It's the most popular game machine in your Game center.

## ★【Game Features Description】

- ▶ **Special weapons**—Killing any fish will drop special weapon randomly.
  - ◆ **Free Cannon** → Shoot missiles 30 seconds for free.
  - ◆ **Power Grid** → Last in the fields in a sustained 5 seconds .
  - ◆ **Invincible Bomb**→ Damage all fishes in the field at a time .
- ▶ **Special item**—Floating in the field. Attack them to release special power!!
  - ◆ **Octopus Bomb**→ Killing it drop a bomb cause octopus get mad and fooling around. Press attack button cause bomb explode .
  - ◆ **Devastating Bomb**→ Killing inflated red octopus explode the Devastating Bomb. kill all fish in the field. (excluding special fishes).
  - ◆ **Freezing Cannon** → Shot a huge frozen flame, frozen fishes on it's route. The frozen fishes has a great chance of death.
  - ◆ **Thunder Hammers** → Fire 5 charged hammer at random locations, causing area attack damage to all fish within a small range.
  - ◆ **Miracle Fairy** → Eject a lot of Miracle Fairies, catching fishes in the field. The bigger fish need more Miracle Fairies to catch.
  - ◆ **Treasure Bowl**→ Attack Treasure Bowl has a chance to drop random jewelry, success break it will win high score award.
  - ◆ **Puffer Balloon** → Continuously press the button to break the Puffer Balloon and get bonus score.
  - ◆ **Amazing Wheel**→ Start the steam engine and play Amazing Wheel game.
- ▶ **Special Fish**
  - ◆ **Lucky Fish**→ When killing the lucky fish, player will get a **x2~x10** Bonus reward for any kind of fish.
  - ◆ **Fish King**→ Killing the Fish King also kill all same kind of fishes in the field .

# Game Description

## ★[Odds Table]

			
x2	x3	x4	x5
			
x8	x10	x12	x15
			
x18	x20	x25	x30
			
x50	x100	x200	
			
x400			

# Troubleshooting

Message	Solution
The game screen is unstable, appearing the faulty line.	Please check the Communication line and Cabinet.

## ! CAUTION


If the control Board and accessories are defective, please try another VGAME' s mother board.

# Troubleshooting

Message	Solution
Error on the same seat	Make sure the control Board's voltage is set on 12V and 5V at the same time, then check the communicated line is normal. By the way, please also check the Du Pont line (Rainbow line) is normal or not.
Error on the different seat	Testing the Du Pont line (Rainbow line) on the each seats. If the different seats are broken, please check the Du Pont line and Button.
Unable to play on the all seats	Make sure the communication line is normal.
Coin Out error	Make sure the cash box are empty or not. Then, check solving the problem successfully.
Unable to Coin Out	Please don't set the zero on the Coin Ratio.
COIN LIMIT	The system notice unable to key in, but it can keep on playing the game.
SYSTEM LIMIT	If it can't play successfully, please press the "Key out" on the seat. Then, check solve the problem.

# Operating Instructions

## ★【Operation Panel Instruction】



## ★【Basic Operations】

- ▶ It's easy to play!! After insert coins to credit, select your bet by Raise Bet button, aim your target by Direction Controller and SHOOT!!

## ! CAUTION

- ◆ **Auto Attack** → Press the "Shoot Button" 3 seconds to launch.
- ◆ **Aim Attack** → Press the direction controller "Down" for 3 seconds to launch. After launched, press "Up or Down" to select fish to aim.

## ★【Play skills】


- ▶ Use your special weapons well to win Huge score rewards. Select your launch timing, aim your target at fishes cluster. If you are lucky, get the biggest 400 bet fish multiply 10 times is not just dreaming.

# System Adjustment

## ★【Parameter Adjust-Direct Adjust】

Item	Default	Parameters
Minimum Bet	100	1, 2, 3, 4, 5, 10, 20, 25, 30, 40, 50, 100, 200, 250, 300, 400, 500, 600, 700, 800, 900, 1000, 1500, 2000, 2500, 3000, 4000, 5000
Maximum Bet	1000	1, 2, 3, 4, 5, 10, 20, 25, 30, 40, 50, 100, 200, 250, 300, 400, 500, 1000, 2000, 2500, 3000, 4000, 5000, 6000, 7000, 8000, 9000, 9999
Bet Increase rate	10	1, 2, 4, 5, 10, 20, 25, 30, 40, 50, 100, 200, 250, 300, 400, 500, 1000, 2000, 2500, 3000, 4000, 5000
Credit Limit	500000	1000, 2000, 2500, 3000, 4000, 5000, 10000, 20000, 25000, 30000, 40000, 50000, 100000, 200000, 250000, 300000, 400000, 500000, 1000000, 2000000, 2500000, 3000000, 4000000, 5000000, 10000000, 20000000, 25000000, 30000000, 40000000, 50000000, 90000000
System Limit	3000000	10000, 20000, 25000, 30000, 40000, 50000, 100000, 200000, 250000, 300000, 400000, 500000, 1000000, 2000000, 2500000, 3000000, 4000000, 5000000, 10000000, 20000000, 25000000, 30000000, 40000000, 50000000, 90000000
Ticket Ratio	1	1/100, 1/80, 1/50, 1/25, 1/15, 1/10, 1/8, 1/5, 1/4, 1/3, 1/2, 1, 2, 3, 4, 5, 8, 10, 15, 20, 25, 50, 80, 100
Withdraw Mode	Key Out (Coin)	Key Out(Coin) 、 Key Out(Ticket) 、 Auto Out(Coin) 、 Auto Out (Ticket) 、 Immidiate keyout 、 Coin out in game 、 Ticket out in game
Shooting Speed	Fast	Slow 、 Medium 、 Fast
Bullet Speed	Fast	Slow 、 Medium 、 Fast
Auto Trigger Time	0	0, 3, 5, 10, 15, 20, 30, 60
Auto shoot	On	Off 、 On
LOCK	On	Off 、 On
Player Steering	Standard	Standard 、 Inverse
Station Quantity	6(2-1)	3(3-0), 4(2-2), 4(4-0), 6(2-1), 8(2-2), 8(3-1), 8(4-0), 10(3-2)
BGM	On	Off 、 On 、 SE 、 BGM
Volume	4	0, 1, 2, 3, 4, 5, 6, 7, 8
Reward Appearance	On	Off 、 On

# Troubleshooting


Message	Solution
	(You also can check the report time period whether it depends on the operator setting) If it's still defective, please contact us.
Please Report Your Records 【2】	Please reset with the coder. (If you adjust the Coin Ratio, then you will key in number with the coder. Finally, you reset with the coder.)
Please Report Your Records 【3】	If it's still defective, please contact us. Then, tell us what appears on the screen.
Please Report Your Records 【4】	If it's still defective, please contact us. Then, tell us what appears on the screen.
Appearing "999" on the game screen	If it's still defective, please contact us. Then, tell us what appears on the screen.
Linked line error on the screen	Make sure the control Board's voltage is set on 12V and 5V at the same time, then check the Communication line. 

# Troubleshooting

## ★Intimate Reminder

1. VGAME's product wire accessories are specially made, and are different from commercially available accessories. Please use the shipped accessories.
2. Our accessories are different from accessories provided by other developers. Please refer to the layout picture as follow.
3. The control board's voltage must be simultaneously 12V and 5V. Please insert right to left from outside.
4. Please don't often clear current profits and move it over to total profit so as to affect the manner the games pays out.

## ★Wrong decision

Message	Solution
Boot appear no picture on screen	Reinserting IC (ROM) for checking may solve the problem. If it is still defective, please contact us. 
Please Report Your Records 【1】	Please report your records with the coder.
Appearing the report your records page continuously	If the system's time is error on the backstage, you can replace the lithium battery on the board.

# System Adjustment

## ★【Parameter Adjust-Report Adjust】

Item	Default	Parameters
Coin Ratio	100	0, 1, 2, 3, 4, 5, 10, 20, 25, 30, 40, 50, 100, 200, 250, 300, 400, 500, 1000, 2000, 2500, 3000, 4000, 5000, 10000, 20000, 25000, 30000, 40000, 50000, 100000
Key In Ratio	10000	0, 100, 200, 250, 300, 400, 500, 1000, 2000, 2500, 3000, 4000, 5000, 10000, 20000, 25000, 30000, 40000, 50000, 100000, 200000, 250000, 300000, 400000, 500000, 1000000
YXND (Game Difficulty)	6	0 ~ 20
YXLX (Location Scale)	S	B, M, S Small, Medium, Big Location
TWCX	L	H, M, L
FBCX (Bonus odds rate)	L	H, M, L Low, Mid, High
Report Time period	30	1 ~ 10, 14, 15, 20, 25, 30, 35, 40, 45, 50, 55, 60, 65, 70, 75, 80, 85, 90, 95, 100, 9999
Profit Limit to Report	300000	30000, 60000, 90000, ....., 900000
Link Prize Coin rate	100	1, 2, 3, 4, 5, 10, 20, 25, 30, 40, 50, 100, 200, 250, 300, 400, 500, 1000, 2000, 2500, 3000, 4000, 5000, 10000, 20000, 25000, 30000, 40000, 50000, 100000
Link Prize Distribution	100	0, 10, 20, 30, 40, 50, 60, 70, 80, 90, 100, 110, 120, 130, 140, 150, 200, 250, 300, 350, 400, 500
System Time	--	YYYY/MM/DD HH:MM:SS
Change Password	00000000	



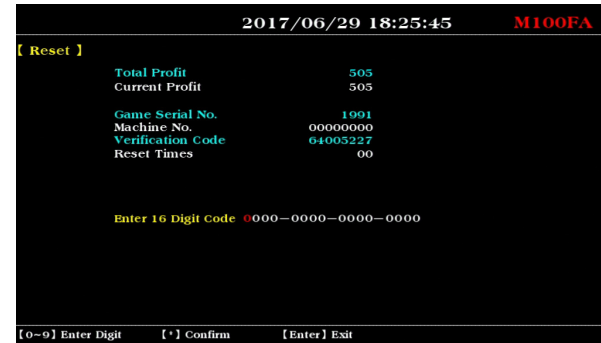
Total record default password : 『 0000 0000 』

# Cable Definition

Up	1	2	Down
Left	3	4	Right
Raise bet	5	6	Shoot
Coin in	7	8	Key in
Key out	9	10	Pay out
Ticket SW	11	12	Hopper SW
Ticket SSR	13	14	Hopper SSR
Shoot lamp	15	16	Raise bet lamp
+12V	17	18	+12V
+12V	19	20	+12V
+5V	21	22	Ground
Ground	23	24	Ground
Ground	25	26	Ground

# Report & Reset

- ▶ Press "Enter" to enter the "System Operation" menu.
- ▶ Select "Report" or "Reset", enter the page.



- ▶ Report the information on the page to your agent to get the Digit Code.
- ▶ Enter the reported Digit Code and press the "\*" .
- ▶ The screen displays "Password Correct", complete the "Report" or "Reset" process .

## CAUTION

The data of "Total Profit" and " Current Profit" in the "Reset" page is generated Instantly. **Don' t return to the game state before complete the "Reset" process .** That will lead to changes in the data, the reported Digit Code can not be used.