



User's Manual

Index

- [Game Description](#) P.01
- [Operating Instructions](#) P.03
- [System adjustment](#) P.04
- [Cable definition](#) P.06
- [Troubleshooting](#) P.07

Note

Note

Game Description

★【Game play instructions】

《Insect Party》 Based on the marine fishing theme of the plane LCD monitor — lottery-type game, the game uses a high-definition screen design, support 2/3/4/6/8/10 while online games. 17 different types of insect, 10 kinds of powerful special weapons, a clear definition and detailed nature scene. It's the most popular game machine in your Game center.

★【Game Features Description】

▶ Special Item—Floating in the field. Attack them to release special power!!



◆ Yellow Worm →

Body explosion ,killing insects in the field.



◆ Pink Worm →

Using stink bomb attacks insects.



◆ Neuronic Goliathus →

Release lightning to attack all normal insects continuously.



◆ Black Widow →

Black widow will use silk to sniper insect on the field.



◆ Lighting Scorpion →

Kill the lighting Scorpion may release electricity from the tail ,chain electric shock nearby worms



◆ Blasting Centipede →

Defeat it ,its body will turn into bomb and explode.



◆ Lurker →

Attacking insects with thorns under the ground.

▶ Special Insect



◆ Lucky Insect →

Catch the Royal Beetle , get a X2~X10 bonus reward randomly.



◆ Royal Hornet →

















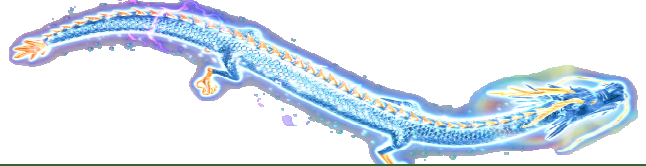
The reward will upgrade randomly. Catch insect with Morra symbol ,then play morra game with magical apple. If you win, the reward will double up. Gain more rewards per win. Get reward by pressing power button.



◆ Morra Apple →

Game Description

★ [Odds Table]

			
x2	x3	x4	x5
			
x8	x10	x12	x15
			
x18	x20	x25	x30
			
x40	x60	x80	X100
			
X1000			

Note

Troubleshooting


Message	Solution
The game screen is unstable, appearing the faulty line.	Please check the Communication line and Cabinet.

! CAUTION

If the control Board and accessories are defective, please try another VGAME' s mother board.

Operating Instructions

★【Operation Panel Instruction】



★【Basic Operations】

- ▶ It's easy to play!! After insert coins to credit, select your bet by Raise Bet button, aim your target by Direction Controller and SHOOT!!

! CAUTION

- ◆ **Auto Attack** → Press the "Shoot Button" 3 seconds to launch.
- ◆ **Aim Attack** → Press the direction controller "Down" for 3 seconds to launch. After launched, press "Up or Down" to select bird to aim.

★【Play skills】


- ▶ Use your special weapons well to win Huge score rewards. Select your launch timing, aim your target at insects cluster.

System Adjustment

★【Parameter Adjust-Direct Adjust】

Item	Default	Parameters
Minimum Bet	50	1, 2, 5, 10, 20, 30, 40, 50, 100, 200, 250
Maximum Bet	1000	1, 2, 3, 4, 5, 6, 7, 8, 9, 10, 20, 30, 40, 50, 100, 200, 300, 400, 500, 1000, 2000
Bet Increase rate	10	1, 2, 5, 10, 20, 50, 100, 200, 500, 1000
Credit Limit	1000000	5000, 6000, 10000, 15000, 20000, 30000, 50000, 100000, 150000, 200000, 500000, 1000000, 2000000, 5000000, 10000000, 20000000, 50000000, 90000000
System Limit	2000000	10000, 15000, 20000, 30000, 40000, 50000, 100000, 150000, 200000, 300000, 500000, 1000000, 2000000, 5000000, 10000000, 20000000, 50000000, 90000000
Morra Limit	No	No, 50000, 100000, 300000, 500000, 1000000, 2000000, 3000000, 4000000, 5000000, 6000000, 10000000, 20000000, 50000000, 90000000
Ticket Ratio	1	1/100, 1/80, 1/50, 1/25, 1/15, 1/10, 1/8, 1/5, 1/4, 1/3, 1/2, 1, 2, 3, 4, 5, 8, 10, 15, 20, 25, 50, 80, 100
Withdraw Mode	Key Out (Coin)	Key Out (Coin) \ Key Out (Ticket) \ Coin out in game \ Ticket out in game
Shooting Speed	Medium	Slow \ Medium \ Fast
Bullet Speed	Medium	Slow \ Medium \ Fast
AutoTrigge Time	No	No \ Slow \ Medium \ Fast
Auto shoot	On	Off \ On
Station Quantity	8(3-1)	2(2-0), 3(3-0), 4(2-2), 4(4-0), 6(2-1), 6(3-0), 8(2-2), 8(3-1), 8(4-0), 10(3-2), 10(4-1)
BGM	On	Off \ On \ SE \ BGM
Volume	4	0, 1, 2, 3, 4, 5, 6, 7, 8

Troubleshooting

Message	Solution
	(You also can check the report time period whether it depends on the operator setting) If it's still defective, please contact us.
Please Report Your Records 【2】	Please reset with the coder. (If you adjust the Coin Ratio, then you will key in number with the coder. Finally, you reset with the coder.)
Please Report Your Records 【3】	If it's still defective, please contact us. Then, tell us what appears on the screen.
Please Report Your Records 【4】	If it's still defective, please contact us. Then, tell us what appears on the screen.
Appearing "999" on the game screen	If it's still defective, please contact us. Then, tell us what appears on the screen.
Linked line error on the screen	Make sure the control Board's voltage is set on 12V and 5V at the same time, then check the Communication line. 

Troubleshooting

Message	Solution
Error on the same seat	Make sure the control Board's voltage is set on 12V and 5V at the same time, then check the communicated line is normal. By the way, please also check the Du Pont line (Rainbow line) is normal or not.
Error on the different seat	Testing the Du Pont line (Rainbow line) on the each seats. If the different seats are broken, please check the Du Pont line and Button.
Unable to play on the all seats	Make sure the communication line is normal.
Coin Out error	Make sure the cash box are empty or not. Then, check solving the problem successfully.
Unable to Coin Out	Please don't set the zero on the Coin Ratio.
COIN LIMIT	The system notice unable to key in, but it can keep on playing the game.
SYSTEM LIMIT	If it can't play successfully, please press the "Key out" on the seat. Then, check solve the problem.

System Adjustment

☆【Parameter Adjust-Report Adjust】

Item	Default	Parameters
Coin Ratio	100	1, 2, 3, 4, 5, 6, 7, 8, 9, 10, 20, 25, 50, 100, 200, 250, 500, 1000
Key In Ratio	1000	100, 200, 250, 500, 1000, 2000, 2500, 5000, 10000, 20000, 25000, 50000, 100000
Game Difficulty	3	0~10
Location Scale	Medium Location	Small Location、Medium Location、Large Location
Bonus odds rate	Mid	Low, Mid, High
Report Time period	10	0 ~ 30
Profit Limit to Report	100000	0, 10000, 20000, …… , 300000
System Time	--	YYYY/MM/DD HH:MM:SS
Change Password	00000000	



Total record default password : 「 0000 0000 」

Cable Definition


Up	1	2	Down
Left	3	4	Right
Raise bet	5	6	Shoot
Coin in	7	8	Key in
Key out	9	10	Pay out
Ticket SW	11	12	Hopper SW
Ticket SSR	13	14	Hopper SSR
Shoot lamp	15	16	Raise bet lamp
+12V	17	18	+12V
+12V	19	20	+12V
+5V	21	22	Ground
Ground	23	24	Ground
Ground	25	26	Ground

Troubleshooting

★Intimate Reminder

1. VGAME's product wire accessories are specially made, and are different from commercially available accessories. Please use the shipped accessories.
2. Our accessories are different from accessories provided by other developers. Please refer to the layout picture as follow.
3. The control board's voltage must be simultaneously 12V and 5V. Please insert right to left from outside.
4. Please don't often clear current profits and move it over to total profit so as to affect the manner the games pays out.

★Wrong decision

Message	Solution
Boot appear no picture on screen	Reinserting IC (ROM) for checking may solve the problem. If it is still defective, please contact us. 
Please Report Your Records 【1】	Please report your records with the coder.
Appearing the report your records page continuously	If the system's time is error on the backstage, you can replace the lithium battery on the board.