



# User's Manual

# Index

- [Game Description](#) .....P.01
- [Operating Instructions](#) .....P.03
- [System adjustment](#) .....P.04
- [Cable definition](#) .....P.06
- [Report & Reset](#) .....P.07
- [Troubleshooting](#) .....P.08

# NOTE

# NOTE

# Game Description

## ★【Game play instructions】

《SPACE WAR PEARL》Based on the space war theme of the plane LCD monitor — lottery-type game, the game uses a high-definition screen design, support 4/6/8/10 while online games. 15 different types of planes, 6 kinds of powerful special Items, a clear definition and detailed space scene. It's the most popular game machine in your Game center.

## ★【Game Features Description】

### ▶ Special Weapon

- ◆ Energy Cannon → Use Energy Cannon to attack the aircraft in the straight line ahead.
- ◆ Tornado Gyro → Shot gyros to attack the aircraft on the field.
- ◆ Ultra Rocket → Destroy all normal aircraft in the scene.
- ◆ Sub Bullet → Auto launch Sub Bullet to attack aircraft on the field by shooting aircraft.
- ◆ Scorpion King → Scorpion King will make aircraft to become Lucky Aircraft.  
Hit the Scorpion King may trigger Scorpion-Bullet attack or trigger a big range Venom spray.
- ◆ Galaxy Jackpot → You will get Galaxy Jackpot randomly. It's time to win high score reward.

### ▶ Special Aircraft

- ◆ Mechanical Dragon → Get x500~1000 randomly.
- ◆ Lucky Aircraft → Destroy any normal aircraft has a chance to become Lucky Aircraft, and get 2 to 10 times scores.

# Game Description

## ★[Odds Table]

		
x2	x3	x4
		
x5	x7	x8
		
x10	x15	x20
		
x25	x30	x50
		
x100	x200	
		
	x500	

# Troubleshooting

Message	Solution
The game screen is unstable, appearing the faulty line.	Please check the Communication line and Cabinet.

## ! CAUTION


If the control Board and accessories are defective, please try another VGAME' s mother board.

# Troubleshooting

Message	Solution
Error on the same seat	Make sure the control Board's voltage is set on 12V and 5V at the same time, then check the communicated line is normal. By the way, please also check the Du Pont line (Rainbow line) is normal or not.
Error on the different seat	Testing the Du Pont line (Rainbow line) on the each seats. If the different seats are broken, please check the Du Pont line and Button.
Unable to play on the all seats	Make sure the communication line is normal.
Coin Out error	Make sure the cash box are empty or not. Then, check solving the problem successfully.
Unable to Coin Out	Please don't set the zero on the Coin Ratio.
COIN LIMIT	The system notice unable to key in, but it can keep on playing the game.
SYSTEM LIMIT	If it can't play successfully, please press the "Key out" on the seat. Then, check solve the problem.

# Operating Instructions

## ★【Operation Panel Instruction】



## ★【Basic Operations】

- ▶ It's easy to play!! After insert coins to credit, select your bet by Raise Bet button, aim your target by Direction Controller and SHOOT!!

## ! CAUTION

- ◆ **Auto Attack** → Press the "Shoot Button" 3 seconds to launch.
- ◆ **Change Attack** → Press the direction controller "Down" twice in 1 second to switch weapon.

## ★【Special game】

- ▶ The special game[BATTLE ROYALE] will start anytime. Players can attack enemy for free.

## ★【Play skill】


- ▶ Use your special weapons well to win Huge score rewards. Select your attack timing & target at enemy group.

# System Adjustment

## ★【Parameter Adjust-Direct Adjust】

Item	Default	Parameters
Minimum Bet	50	1, 2, 5, 10, 20, 30, 40, 50, 100, 200, 250
Maximum Bet	1000	1, 2, 3, 4, 5, 6, 7, 8, 9, 10, 20, 30, 40, 50, 100, 200, 300, 400, 500, 1000
Bet increase Rate	10	1, 2, 5, 10, 20, 50, 100, 200, 500, 1000
Credit Limit	1000000	5000, 6000, 10000, 15000, 20000, 30000, 50000, 100000, 150000, 200000, 500000, 1000000, 2000000, 5000000, 10000000, 20000000, 50000000, 90000000
System Limit	2000000	10000, 15000, 20000, 30000, 40000, 50000, 100000, 150000, 200000, 300000, 500000, 1000000, 2000000, 5000000, 10000000, 20000000, 50000000, 90000000
Ticket Ratio	1	1/100, 1/80, 1/50, 1/25, 1/15, 1/10, 1/8, 1/5, 1/4, 1/3, 1/2, 1, 2, 3, 4, 5, 8, 10, 15, 20, 25, 50, 80, 100
Withdraw Mode	Key Out (Coin)	Key Out(Coin) 、 Key Out(Ticket) 、 Coin out in game 、 Ticket out in game
Shooting Speed	Medium	Slow 、 Medium 、 Fast
Bullet Speed	Medium	Slow 、 Medium 、 Fast
Auto Trigger Time	No	No 、 Slow 、 Medium 、 Fast
Auto shoot	On	Off 、 On
Station Quantity	8(3-1)	2(2-0), 3(3-0), 4(2-2), 4(4-0), 6(2-1), 6(3-0), 8(2-2), 8(3-1), 8(4-0), 10(3-2), 10(4-1)
BGM	On	Off 、 On 、 SE 、 BGM
Volume	4	0, 1, 2, 3, 4, 5, 6, 7, 8

# Troubleshooting


Message	Solution
	(You also can check the report time period whether it depends on the operator setting) If it's still defective, please contact us.
Please Report Your Records 【2】	Please reset with the coder. (If you adjust the Coin Ratio, then you will key in number with the coder. Finally, you reset with the coder.)
Please Report Your Records 【3】	If it's still defective, please contact us. Then, tell us what appears on the screen.
Please Report Your Records 【4】	If it's still defective, please contact us. Then, tell us what appears on the screen.
Appearing "999" on the game screen	If it's still defective, please contact us. Then, tell us what appears on the screen.
Linked line error on the screen	Make sure the control Board's voltage is set on 12V and 5V at the same time, then check the Communication line. 

# Troubleshooting

## ★Intimate Reminder

1. VGAME's product wire accessories are specially made, and are different from commercially available accessories. Please use the shipped accessories.
2. Our accessories are different from accessories provided by other developers. Please refer to the layout picture as follow.
3. The control board's voltage must be simultaneously 12V and 5V. Please insert right to left from outside.
4. Please don't often clear current profits and move it over to total profit so as to affect the manner the games pays out.

## ★Wrong decision

Message	Solution
Boot appear no picture on screen	Reinserting IC (ROM) for checking may solve the problem. If it is still defective, please contact us. 
Please Report Your Records 【1】	Please report your records with the coder.
Appearing the report your records page continuously	If the system's time is error on the backstage, you can replace the lithium battery on the board.

# System Adjustment

## ★【Parameter Adjust-Report Adjust】

Item	Default	Parameters
Coin Ratio	100	1, 2, 3, 4, 5, 6, 7, 8, 9, 10, 20, 25, 50, 100, 200, 250, 500, 1000
Key In Ratio	1000	100, 200, 250, 500, 1000, 2000, 2500, 5000, 10000, 20000, 25000, 50000, 100000
Game Difficulty	3	0~20
Location Scale	Medium Location	Small Location、 Medium Location、 Large Location
Bonus odds rate	Mid	Low, Mid, High
Report Time period	10	0 ~ 30
Profit Limit to Report	100000	0, 10000, 20000, …… , 300000
System Time	--	YYYY/MM/DD HH:MM:SS
Change Password	00000000	



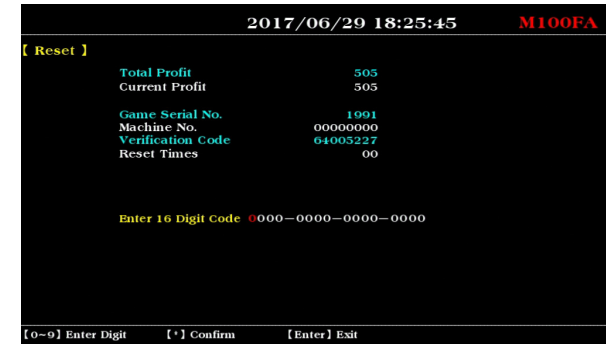
Total record default password : 『 0000 0000 』

# Cable Definition

Up	1	2	Down
Left	3	4	Right
Raise bet	5	6	Shoot
Coin in	7	8	Key in
Key out	9	10	Pay out
Ticket SW	11	12	Hopper SW
Ticket SSR	13	14	Hopper SSR
Shoot lamp	15	16	Raise bet lamp
+12V	17	18	+12V
+12V	19	20	+12V
+5V	21	22	Ground
Ground	23	24	Ground
Ground	25	26	Ground

# Report & Reset

- ▶ Press "Enter" to enter the "System Operation" menu.
- ▶ Select "Report" or "Reset", enter the page.



- ▶ Report the information on the page to your agent to get the Digit Code.
- ▶ Enter the reported Digit Code and press the "\*" .
- ▶ The screen displays "Password Correct", complete the "Report" or "Reset" process .

## ! CAUTION

The data of "Total Profit" and " Current Profit" in the "Reset" page is generated Instantly. **Don't return to the game state before complete the "Reset" process** . That will lead to changes in the data, the reported Digit Code can not be used.